

GOENKAN NEWSLETTER: GRADE II

APRIL TO AUGUST, 2024



The new session 2024-25 began with a class of bright and enthusiastic students eager to learn new things, discover new experiences and shine like the sun to spread new light in this world. The first term starting from April to September was truly challenging as the students not only had to adjust with new friends, teachers, new and advanced syllabus but also appear in formal CRE assessments and various other assessment methodologies. This term included a wide range of fun filled activities along with experimental theoretical knowledge to encourage and motivate the overall learning process of the students. Children enjoyed the entire session as they could grasp the basic concepts of every subject without any pressure on their minds.

This is a quick overview of the month April to August 2024

ENGLISH


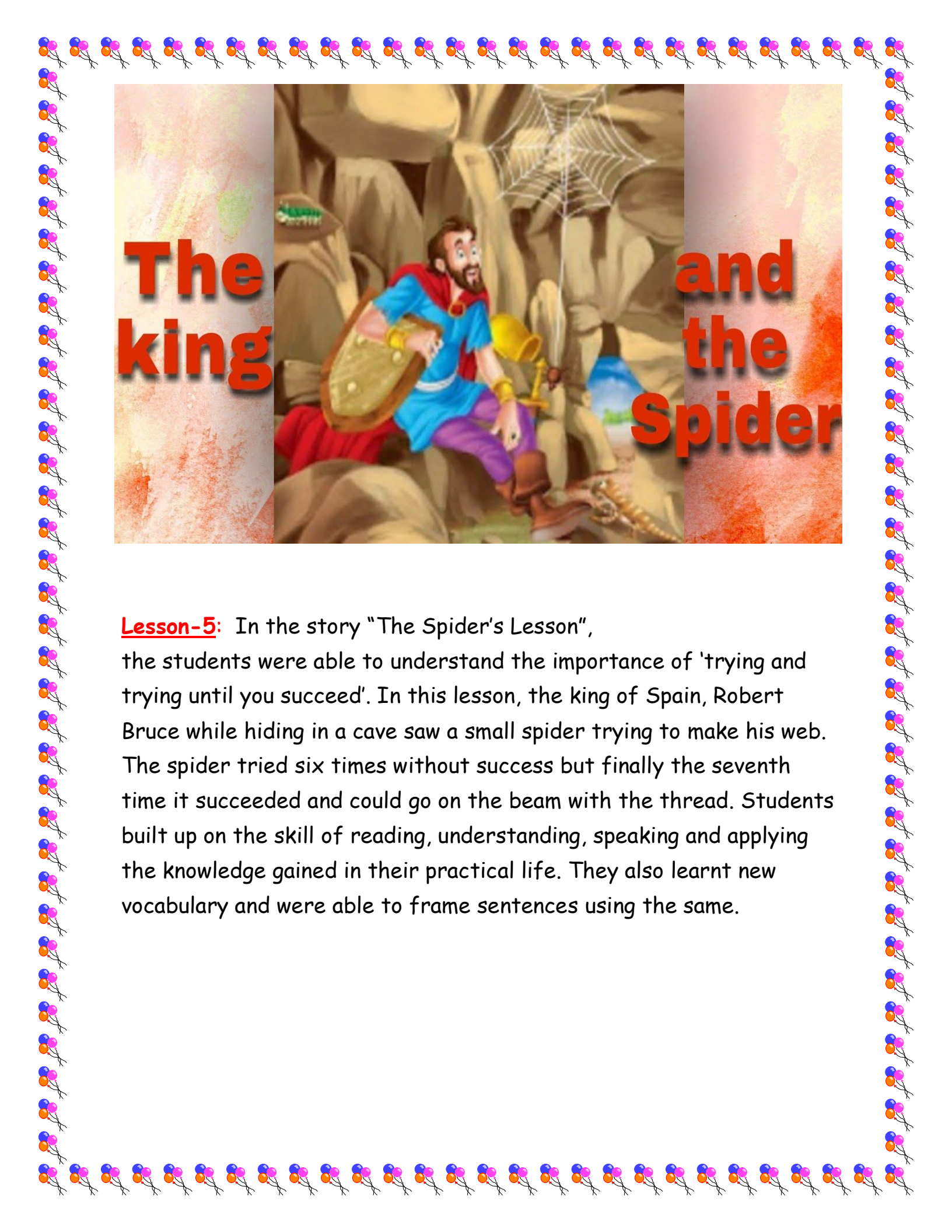
Emphasis was laid on the individual reading skills which included correct pronunciation of words, vocabulary, tone, expression etc. Special emphasis was given to the learning of sight words and sound words. Each lesson was introduced in a unique manner through dramatization, role play, storytelling, animated videos etc to build up the interest of students. The listening, speaking and

creative writing skills were also developed through grade- appropriate and theme- based activities. This helped the students to gain confidence in the various skills of English language.

Lesson-1: The lesson "Goldilocks and the Three Bears" is a



classic fairy tale of a girl named Goldilocks who ventures into the woods and comes across a cottage belonging to three bears. Children enjoy reading how Goldilocks enters the cottage without permission and uses the things belonging to the baby bear. On return the bear family not only shows forgiveness and kindness to Goldilocks but also help her find her way back home. Students also learnt that Goldilocks was shown kindness and hospitality by the bear family despite her mistakes. Children improved their reading and speaking skills and also their knowledge of antonyms.



**The
king**

**and
the
Spider**

Lesson-5: In the story "The Spider's Lesson", the students were able to understand the importance of 'trying and trying until you succeed'. In this lesson, the king of Spain, Robert Bruce while hiding in a cave saw a small spider trying to make his web. The spider tried six times without success but finally the seventh time it succeeded and could go on the beam with the thread. Students built up on the skill of reading, understanding, speaking and applying the knowledge gained in their practical life. They also learnt new vocabulary and were able to frame sentences using the same.



Lesson- 4:

Mrs. Tiggy-Winkle is a kind-hearted hedgehog who does laundry for various animals in the forest. One day, a little girl named Lucie loses her handkerchiefs and aprons. While searching for them, Lucie discovers Mrs. Tiggy-Winkle's cozy little home and helps her with the laundry. "The Tale of Mrs. Tiggy-Winkle" by Beatrix Potter is a delightful story that offers numerous learning opportunities for students. Here are some learning skills that students developed from this lesson:

1. **Vocabulary building:** Students learnt new words and phrases, enhancing their vocabulary.
2. **Story sequencing:** Students understood the narrative structure and sequence of events.
3. **Students could evaluate the story's events and make connections.**
4. **Empathy and kindness:** Students learnt the value of treating others with kindness and respect.
5. **Role-playing:** Students could act out scenes from the story.
6. **Responsibility:** Students learnt about taking care of belongings and helping others.
7. **Friendship:** Students understood the importance of building relationships.
8. **Curiosity and exploration:** Students developed a sense of wonder and inquiry.



"Copycat" is a thought-provoking poem that explores various themes related to individuality, identity, and human behavior.

The poem highlights the tension between being unique and conforming to societal norms. The speaker feels suffocated by the copycat's constant imitation.

The copycat's actions raise questions about their own identity. Are they losing themselves in the process of mimicking others?

Children learnt the importance of self-expression and finding one's own individuality. The copycat's behavior may stem from insecurity, lack of confidence, or a desire for acceptance.



Poem – Cradle Song.

"Cradle Song" is a beautiful poem that explores the themes of motherhood, love, and the passage of time.

The poem "Cradle Song" describes a mother's gentle lullaby to her infant child. She sings of the child's innocence, purity, and vulnerability. The mother reassures the child of her love and protection, comparing her care to the gentle rocking of a cradle. The poem explores the fleeting nature of childhood and the inevitability of growth and change.

Children learnt about the importance of maternal love and care, power of gentle, soothing words in comforting children and the universal experience of motherhood across cultures.



















"What is Pink?" is a delightful poem that sparks curiosity and creativity in children.

The poem "What is Pink?" explores the concept of colors and their associations. It asks children to think about what pink means to them, beyond just its visual representation. The poem encourages imagination, observation, and creative thinking. Children learnt to think creatively, explore their imagination, and develop their own understanding of the world.

Grammar

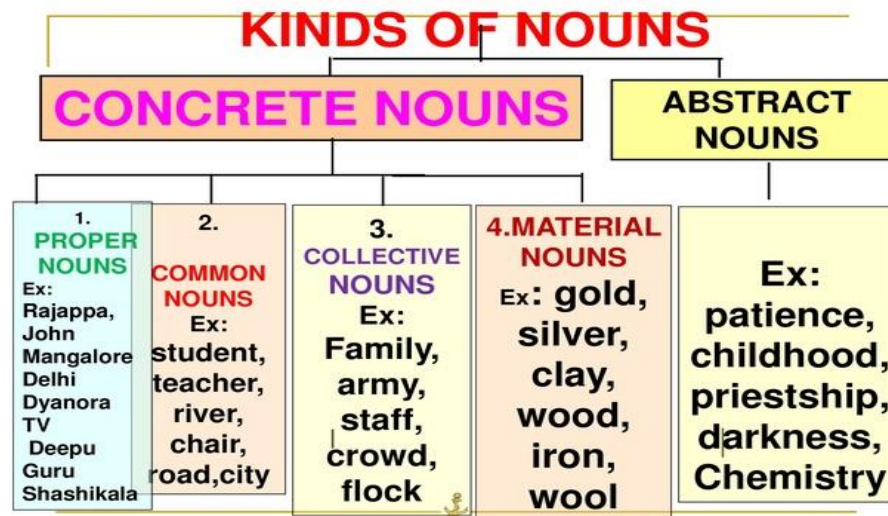
- Sentence Framing & Punctuations: Students were taught 'What is a Sentence' and also the arrangement of jumbled words to make proper sentences. They were also taught about the various 'Punctuations Marks' and their appropriate use in a sentence through various games and card game activities.

PUNCTUATION MARKS

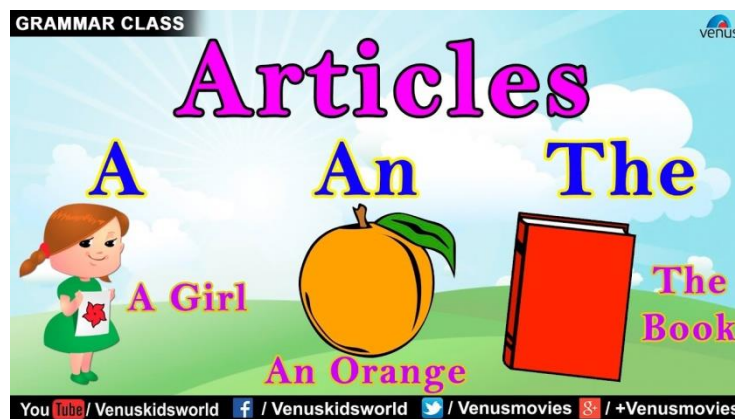
	Full Stop or Period		Round Brackets
	Comma		Square Brackets
	Semi-colon		Quotation Marks
	Colon		Ellipsis Marks
	Question Mark		Slash
	Exclamation Mark		Underscore
	Apostrophe		Hyphen
	Underline		Dash

- www.englishstudypage.com — Like  facebook.com/englishstudypage



Nouns- Proper and Common: Students were taught how to distinguish between Proper and Common Nouns with games and examples. Children also played the game of "Name, Place, Animal, Thing" to rebuild their knowledge of Nouns.



- **Articles – a, an, the:** The proper use of ‘a’ ‘an’ and ‘the’ in a sentence was explained with a number of examples and activities. Children were made to understand the difference between vowels (a, e, i, o, u) and consonants (b, c, d, f, g, h, j, k, l, m, n, p, q, r, s, t, v, w, x, y, z). Children also learnt the unique sound made by vowels. ‘Match the card’ game was played to reinforce the concept of articles.



- **Gender:**
 Students got to know the concept of Genders: ‘Masculine and Feminine’ through various examples and card game activities.



They learnt that 'Masculine' gender is used for 'Male' characters and Feminine gender is used for 'Female' characters. Students also did a role play on genders with a number of exercises to clear their concept.

➤ **Animal Sounds and Animal Babies :**



Students learnt the names of a variety of animals along with the distinctive sounds made by them. The Special names of young ones of these animals were also discussed in detail. The topic was thoroughly enjoyed by children and well registered in their minds because they learnt it through role play and dramatization.

- **Vocabulary:** Development of vocabulary took place when each child was given a task to find out a new word as homework, speak it out with correct pronunciation, tell its meaning and frame a sentence on it. Students were motivated when teachers gave them ‘stars’ and assessment points for it.
- **Comprehension:** The reading and comprehensive skills of students was developed by regular practice of passages. Students became very clear with concept of Comprehension and were also motivated to improve their reading skills.
- **Writing, Thinking and speaking skills:** Students were taught how to put down their thoughts and imagination into words following step by step procedure of creative writing skills. Their innovative thinking speaking skills were also developed through various games and activities like “show, tell and describe”. They were asked to think, speak and write down 5 to 6 lines on the given topics regularly. To develop their speaking skills, vocabulary and self confidence, students were made to participate in recitation, elocution, skits and other dramatic activities on the stage on the regular basis. Thus the entire session from April to August was thoroughly a fun-filled learning experience which helped them to overcome their fear and hesitation and thus think, believe and speak with confidence.

HINDI

□□□□ □□ □□ □□ □□ □□□□ □□ □□□□ □□□ □□□□,
 □□□□ □□ □□□ □□ □□ □□□□ □□□ □□ □□□□ □□□□□
 □□ □□□□ □□ □□ □□□□□ □□ □□□□□□ □□ □□□□ □□
 □□□□ □□□ □□□□□□ □□□□□, □□□□□□ □□ □□□□□□□□□□
 □□□□□ □□□□□ □□ □□□□□ □□□□ □□□□ □□ □□□□ □□ □□□
 □□□□□ □□□□□ □□ □□□□□ □□ □□□□ □□ □□ □□□□
 □□□ □□□ □□□□□□ □□ □□□□□ □□□ □□ □□□□ □□□ □□□
 □□□□ □□□□□ □□ □□□□ □ □□□□□□□□□ □□ □□ □□□, □□□□□ □□□

□□□□□□ □□ □□□□ □□ □□□□□□ □□□□
□□ □□□ □□□ □□□ □

□□□ 3 - □□□□□ □□ □□ □□ □□

□□□□□ □□ □□□ □□ □□□□ □□, □□ □□□ □□ □□ □□ □□ □□
□□□□ □□□ □□□□ □□ □□ □□ □□ □□□□ □□□□ □□, □□□□□
□□□□ □□□ □□ □□□□ □□ □□ □□□ □□□□ □□ □□□□□□ □□□□
□□□□□□□ □□ □□ □□ □□□□ □□□□ □□□ □□□ □□□ □□□

□□ □□ □□ □□□□□ □□ □□□□ □□ □□□□□ □□ □□□□□□□□
□□□□□ □□□□ □□ □□□:

1. □□□□□ □□ □□□□ □□ □□□□ □□□□ □□□
2. □□□ □□□□ □□□□□ □□ □□□□□ □□□□ □□□□□□□□□ □□□

□□ □□□ □□□□□ □□ □□□ □□ □□□□□□ □□ □□□□□□ □□ □□□□ □□□
□□□□□ □□ □□ □□□□□ □□□□□□□□, □□□□□□□□, □□ □□□□□ □□□□
□□ □□□ □□□□□□□ □□□□ □□□□



□□□ 2 - □□□□ □□ □□

□□□□ □□ □□ □□ □□ □□ □□□□ □□ □□□□ □□, □□ □□□□
□□□□ □□ □□□□ □□□ □□ □□□□ □□□□ □□ □□□□ □□ □□□□
□□ □□□□ □□, □□□□□ □□□ □□□□ □□□□□□□□, □□ □□□□

□□□□□□ □□ □□□ □□□□ □□□ □□□ □□ □□ □□ □□ □□□□
□□□□□□□□ □□ □□□ □□□ :

1. □□□□ □□ □□□□ □□□□ □□ □□□□□□□□□ □□□□□ □□□□
2. □□□□□□ □□ □□□□□ □□ □□□ □□□ □□□□□ □□ □□□□ □□□□□
□□□□
3. □□□□□□ □□ □□□□□□ □□□□□□□□□□ □□ □□□□ □□□ □□□□ □□□□
4. □□□□ □□□□□□ □□ □□□□□ □□□□ □□□□□□□□□□ □□□□
5. □□□□ □□□ □□□□-□□□□ □□□□□□□ □□ □□□□□□ □□ □□□□ □□□□□
□□□□ □□□□□□□□□□ □□□□



□□□ 9 - □□□□□□ □□□□□

□□□□□□ □□□□□ □□□ □□□ □□ □□□□ □□□□□ □□ □□□□□ □□, □□ □□□□
□□□□□□ □□□□□ □□ □□□ □□□ □□□□□□ □□□ □□ □□ □□□□□ □□ □□□□
□□, □□□□□ □□□ □□□□□□□ □□□ □□□□ □□□□□□ □□□□□□□□, □□ □□
□□□□ □□ □□□□ □□□□□□ □□□□□ □□ □□ □□□□ □□□□ □□□□□□ □□ □□□□
□□□□ □□ □□□□ □□□□

□□□□□□ □□ □□□□□

1. □□ □□ □□□□□□ □□ □□□□□□□
2. □□□□ □□□□□□□□ □□ □□□□□□□ □□□□ □□ □□□ □□□□□□ □□□□□□
3. □□□ □□□□□□ □□□□ □□ □□□□□□□
4. □□□□□□□ □□ □□□□ □□ □□□□□□□□□□
5. □□□□□□□ □□ □□□ □□□□□□□ □□ □□□□□□□



_____ - _____

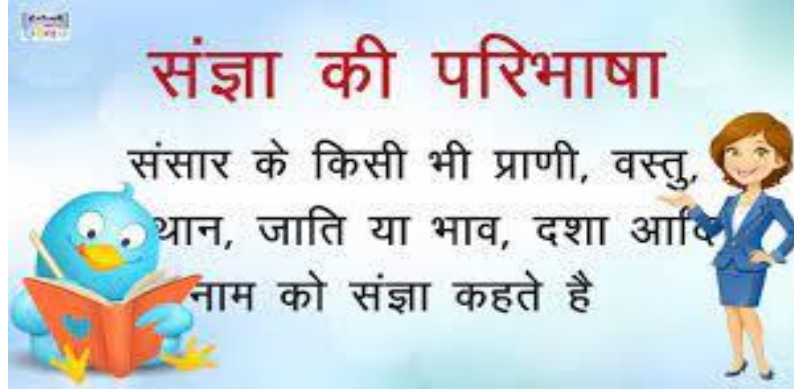
-

1. _____
2. _____
3. _____
4. _____
5. _____
6. _____
7. _____



□□□□□□

□. □□□□□□



□□□□□□ □□□□□□□□ □□ □□□□□□ □□□□□ □□□□□□□□ □□
 □□□□□□ □□ □□□□□□ □□ □□□□□□ □□□□□□ □ □□□□□□ □□ □□□□□□
 □□ □□□□ □□□□□□ □□□□ □□ □□□□□ □□□□□□□□ □□□ □□□□
 □□□□□□ □□□□□□ □□ □□□□□ □□□□ □□□ □□□ □□□□□□ □□□ □□□□
 □□□□□□ □□ □□□ □□□□ □□□□ □□□□ □□□□ □□□□ □□□□ □□□□ □□□□

लिंग - Gender



□. □□□□

□□□□ □□□□□□□□ □□□ □□□ □□□□□□ □□□□□□ □□□□□□ □□□□□ □□
 □□□□ □□ " □□□□□□ □□□□ □□□□ □□□□ □□□□ □□ □□□□ □□□□
 □□□□□□ □□□□□□ □□ □□□□ □□□□ □□□□ " □□□□ □ □□□□□□ □□ □□□□
 □□ , □□□□□□ □□□□□□□□ (Masculine Gender) □□ □□□□□□□□□□
 (Feminine Gender) □□□□ □□□ □ □□□□□□ □□ □□□□□□□□ □□
 □□□□□□□□□□ □□ □□□□□□ □□ □□□□ □□ □□□□ □ □□□□□□□□ □□
 □□□□□□□□□□ □□□□□□ □□□□□□ □□□□□□ □□ □□□□□ □□□□□ □□
 □□□□□□ □□□□□ □□ □□□□ □□□□□□ □□□□□□□□ □□ □□□□□□ □□ □□□□

□□□ □□□□□□ □□ □□□□ □□□□□□□□ □□□□ □□□□□ □□□ □□ □□□ □□□□
□□□□□□ □□ □□ □□□□□□ I

□□□□□□□□ □□ □□□□□□ □□ □□□□ □□□ □□□□□□ □□ □□□□
□□□□□□□□ □□□□ □□□□□ □□□ □□ □□□ □□□□ □□□□□ □□ □□ □□□□□□
I

□. □□□□ □□ □□ □□□□ □□□□ □□ □□□□□□ □□ □□□□ □□ □□□ □□
□□□□□□□□ □□□ □□ □□□□□□ □□□ □□□□□□ □□□□ □□□□□□ □□□□
□□ □



□. □□□□ □□ □□□□ □□□□ □□□□ □□ □□□□□□ □□ □□□□ □□
□□□□□□□□ □□□□□ □□□ □□□□□ □□□□ □□□□□ I



□. □□□□□□ □□ □□ □□□□ □□□□ □□□□ □□□□ □□ □□ □□□□
□□□□□□ □□ □□ □□□□ □

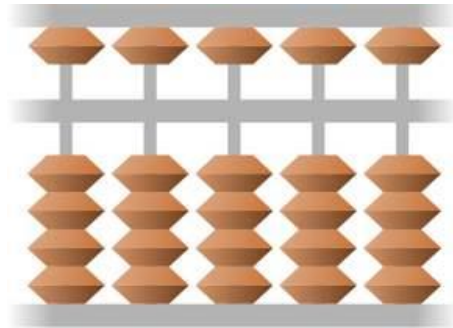
□. □□□□ □□ □□□□ - □□ □□□□ □□□□□□ □□□□□□ □□ □□□□ □□
□□□□□□ □□□□ □□ □□□ □□□□□ □□□□□ □□□□ □□ □□□□□□□□□□
□□ □□ □□ □□ □□□□ □□□ □□□□□□ □□□□□□ □□□□□□ □

□□□□□ □□□□□□ - □□□□□□□□ □□ □□□□ □□ □□□□□ □□□□□ □□□
□□□□ □□□ □□ □□□□ □□□ □□□ □ □□ □ □□□□□□□□□ □□ □□□
□□□□□□ □□ □□□□ □□□□ □□□ □□□□□□ □□ □□□□ □□□□□□□□
□□□□□□ □□□□□ □□□□□ □□□ □□ □□□□ □□□□□ □□□□□ □□□□
□□□□□ □□ □□□□ □□ □□□□□ □□□□□□ □□ □□□□□ □□□□□ □□
□□□□□□ □□□□ □□ □□□□□ □□ □□□□□ □□ □□□□□□□□ □□ □□□□□
□□□□ □□□ □□□□ □ □□ □□□□□ □□ □□□□□□ □□ □□□□□ □□□□
□□□□□ □

□□□□□□□□ □□□□ - □□□□ □□ □□□□ □□ □□□□ □□□□□□ □□ □□□
□□□□□ □□ □□□□□ □□□□ □□□□□ □□□□ □□□ □□□□□ □□
□□□□□□□□ □□□□ □□□□ □□□ □□□□□□ □□ □□□□ □□□□ □□□□
□□□□□□□□ □□□ □□□ □□□ □□□□□□ □□ □□□□ □□□□□□□□ □□□□
□□□□ □

MATHS

- The concept of Number in figures and words (number names) was introduced with the help of a Number Ladder and number hunt game. They were made to practice forward counting regularly right from 0 to 100 and 100 to 200.




- The concept of 1-digit, 2- digit and 3-digit numbers was explained with examples and 'bead' game activity.

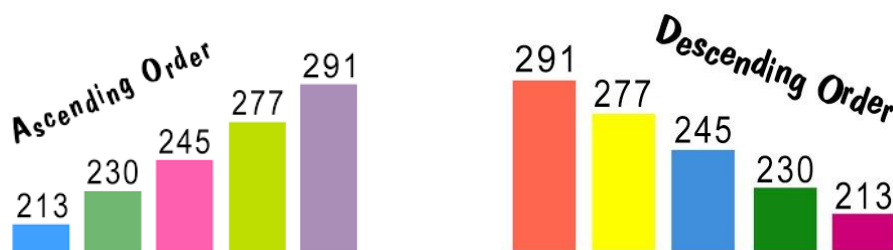
Number	Place Value (of the red digit)	Value of the Digit (of the red digit)
1,234	Ones	4
1,234	Tens	30
1,234	Hundreds	200

Thus the students were very clear with the place value of numbers like ones (single digit) tens (2-digit nos.) and hundred's place (3-digit nos.)

- Expanded form of numbers was taught with the help of Abacus Activity and 'Number Card' game. Children learnt that Expanded Notation was just addition of numbers according to the given place value. Lot of examples was done to clarify this concept.



- 'Number hunt' and 'Number cut-out' games were used to introduce the concept of comparing numbers. Children enjoyed the activity whereby the seating plan of students was used to explain which number comes 'after' and 'in between' a given number.
- The concept of Ascending and Descending order of number was taught with the help of a fun-filled activity i.e. climbing up and down the stairs. The teacher explained that climbing up is ascending or increasing order of numbers and moving down the stairs is descending or decreasing order of numbers. The relative topic of comparison of numbers i.e. greater than, lesser than or equal to was also explained using several examples.

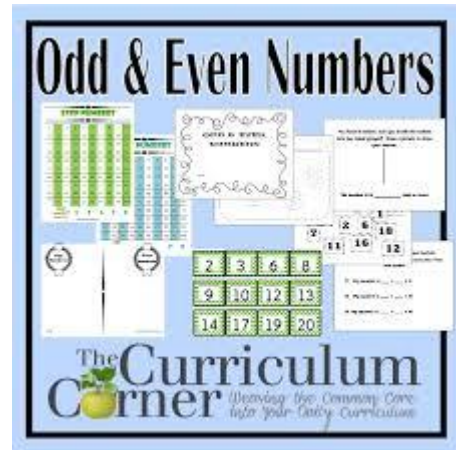
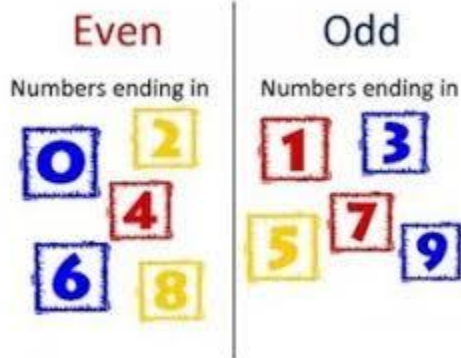


Example -1: 2, 5, 9, 15, 18 (Ascending Order)

$2 < 5 < 9 < 15 < 18$ (Comparison) i.e. less than.

Example -2: 35, 30, 23, 17, 9 (Descending Order)

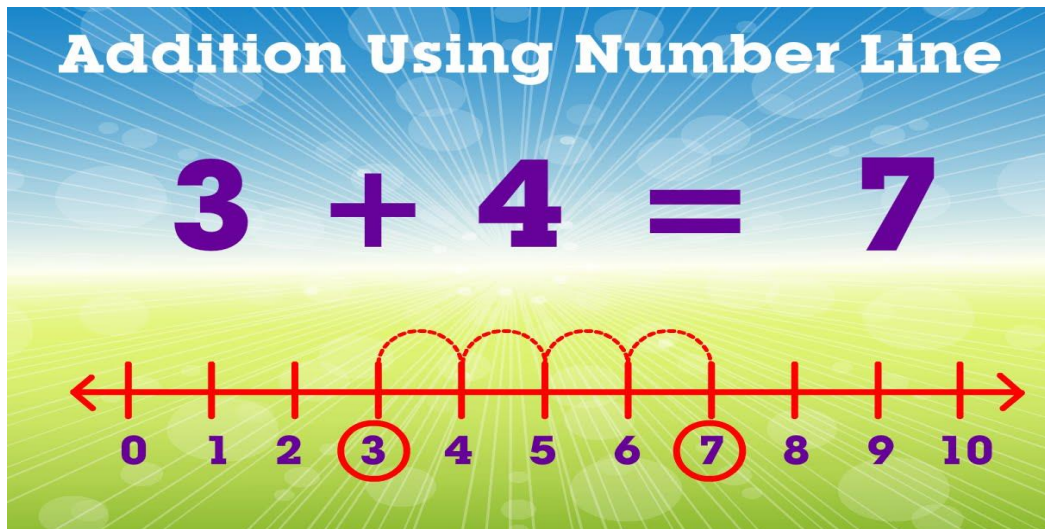
35 > 30 > 23 > 23 > 9 (Comparison) i.e. greater than.



- The Concept of Odd and Even numbers was introduced by a playful activity of pairing objects and also with several textual examples.

Example -1: 2, 4, 6, 8, 10, 12..... (Even Numbers)

Example -2: 1, 3, 5, 7, 9, 11, 13..... (Odd Numbers)



- The concept of Addition of 2 digit numbers without and with regrouping (carry over) was explained with the help of addition through addition board

and number cut outs activity along with storytelling and real life situations like shopping and marketing etc. The calculation of Addition was also practiced with concrete objects like pencils, erasers, candies etc. The terms used during these calculations like sum, total, altogether, etc. were explained giving examples of word problems. Presentation and animated videos related to word problems were also shown for better understanding.

$$\begin{aligned} 8 + 7 &= 15 \\ 5 + 10 &= 15 \\ 9 + 4 &= 13 \\ 3 + 11 &= 14 \\ 2 + 6 &= 8 \end{aligned}$$

- The concept of Subtraction of 2 digit numbers without and with regrouping (borrowing) was explained with the help of storytelling and real life situations like shopping and marketing etc. The calculation of Subtraction was also practiced with concrete objects like pencils, erasers, candies etc. The terms used during these calculations like left, difference, balance, remaining etc. were explained giving examples of word problems. Animated videos related to word problems were also shown to clear and distinguish between addition and subtraction sums.
- Poems on addition and subtraction with regrouping were done to enhance the knowledge on mathematical terms.

Addition Poem

Adds up to 9?
Everything's fine.

10 or more?
Take ten next door, and
leave the extra on the
floor.

Subtraction Poem

More on top?
No need to stop.

More on the floor?
Go next door, take ten
more.

Number's the same?
0's the game.

- Children played games and puzzles for better understanding of the concepts of addition and subtraction.

Subtraction game: Set up a mini bowling alley by using paper cups as pins. Use the traditional triangle setup or create a stacked pyramid. Then roll a small ball to knock them down.



Addition game: Roll the dice, fill your cup with pebbles and add them together.



- Thus the following of the important topics of Mathematics during the entire session from April to August was fun for all the students.

ENVIRONMENTAL STUDIES

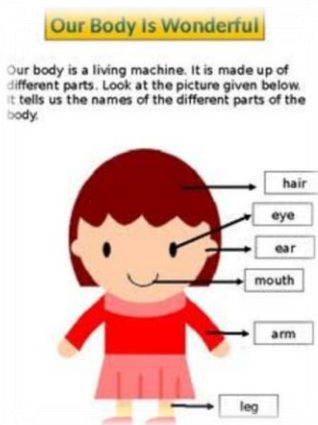


Environmental Studies (EVS) for Grade 2 is designed to help young students discover and appreciate the world they live in. Through this subject, they learn

about different aspects of their environment, including plants, animals, water, air, and land. It also introduces them to important concepts like cleanliness, health, and the roles of people in their community. EVS fosters curiosity and encourages students to ask questions about nature, while also teaching them simple ways to protect and care for the environment. Through engaging activities, stories, and discussions, students begin to understand the interconnection between living and non-living things, making them more aware and responsible for the world they are growing up in.

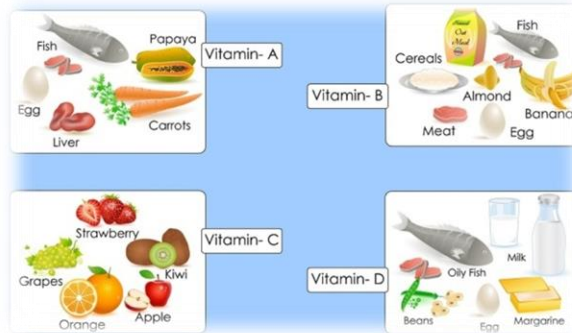
ACADEMIC HIGHLIGHTS

Our Wonderful Body is an exciting topic that helps them understand how amazing and unique the human body is. Through this lesson, children discover the different parts of the body, like the eyes, ears, hands, and legs, and learn how each part works to help us see, hear, move, and do so many activities every day. They also explore how to take care of their body through good habits like eating healthy food, exercising, and maintaining cleanliness. This topic makes students aware of how special their bodies are and encourages them to take care of themselves!



Food for Us introduces students to the importance of food in our lives. They learn about different types of food, where our food comes from, and how it helps our bodies grow strong and healthy. Through fun activities and discussions, children discover the importance of eating a balanced diet, the role of fruits, vegetables, grains, and proteins in keeping us healthy, and the significance of proper meals.

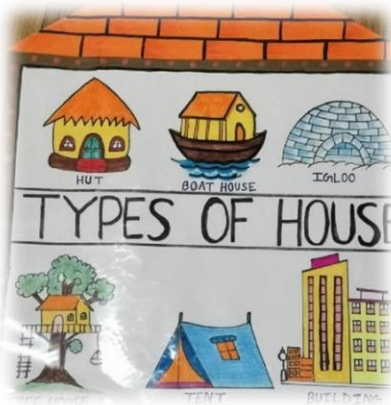
This lesson helps students understand how the right food choices can fuel their bodies and keep them energetic throughout the day!




Clothes for Us teaches students about the different types of clothes we wear and why they are important. They learn how clothes protect us from heat, cold, and rain, and how people wear different types of clothes based on the weather, season, and occasion. The lesson also explores how clothes are made from materials like cotton, wool, and silk. Through this topic, students begin to understand the role of clothes in our daily lives and how choosing the right clothes helps us stay comfortable and safe in various conditions



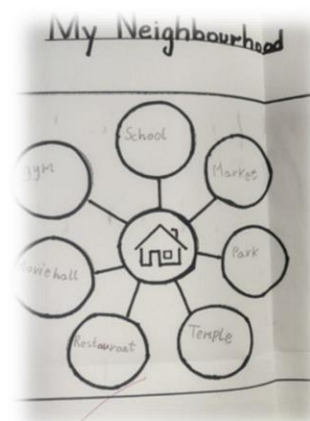
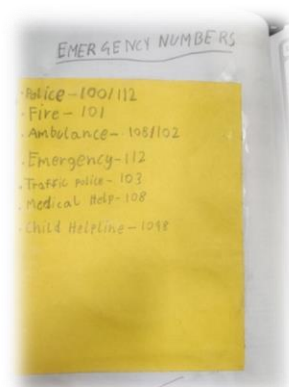
We Need Shelter helps students understand why having a home is important for all living beings. They learn that shelter protects us from harsh weather like rain, heat, and cold, and keeps us safe from danger. Students explore different types of shelters, such as houses, huts, and apartments, and how these shelters vary in different regions and cultures. This lesson also encourages children to appreciate their own homes and understand the basic need for safe and comfortable shelter for everyone.



I Love My School helps students appreciate their school as a special place for learning, growing, and making friends. They explore the different areas in their school, such as classrooms, playgrounds, and libraries, and learn about the importance of rules and teamwork in keeping their school a happy and safe environment. Through this lesson, children understand the role of teachers, helpers, and classmates in making school a fun and supportive place where they can learn new things every day. This topic encourages students to take pride in their school and value the experiences they have there.



My Neighbourhood introduces students to the places and people around them. They learn about important sports in their neighbourhood, such as the park, market, hospital, and post office, and how these places help meet the needs of the community. Students also discover the roles of different people, like doctors, shopkeepers, and policemen, who work in the neighbourhood to make life easier and safer. This lesson helps children understand the importance of being good neighbours and appreciating the vibrant community they are part of.



"Places of Worship and Festivals are Fun" introduces students to the rich diversity of cultures and traditions. They learn about different places of worship, such as temples, mosques, churches, and gurudwaras, where people go to pray and celebrate their faith. Students also explore the joy of festivals like Diwali, Eid,

Christmas, and Gurburab, understanding how these occasions bring families and communities together in celebration. This lesson teaches children about respect for different religions and the joy of sharing in each other's traditions, making festivals a fun and unifying experience.



Art integration

Environmental Studies brings learning to life by combining creativity with important concepts. Through drawing, painting, crafting, and storytelling, students explore topics like nature, the human body, and the environment in a fun and engaging way. For example, they might create models of different types of homes, paint pictures of their neighborhood, or use craft materials to show the parts of a plant. This hands-on approach helps young learners express their understanding visually, making lessons more memorable and enjoyable while encouraging their imagination and creativity.



Experiential learning

Environmental Studies allows students to gain hands-on experience and connect with the world around them. Instead of just reading about topics like plants, animals, and their community, students explore these concepts through real-life activities. They may take nature walks, grow plants, observe insects, or visit local places like parks and markets. This approach helps them learn by doing, making the lessons more meaningful and memorable. By engaging all their senses, students not only understand EVS concepts better but also develop a deeper appreciation for the environment and their role in protecting it.



GOENKAN PURSUITS -

Earth Day -



"Look deep into nature and then you will understand everything better"

In order to honour our planet Earth and raise awareness about the importance of environmental protection, G.D. Goenka Public School, Mahanagar, celebrated Earth Day on Monday 22 April. Earth Day is more than just a day of celebration; it is a global call to action. It encourages everyone to work together to address environmental challenges and protect our planet. Little pre-primary Goenkans participated in various fun filled activities like: Making seed bombs, organic manure and cleaning oceans to make Earth a happier and healthier place to live.

Mother's Day Celebration



"God could not be everywhere and therefore he made mothers"

This quote was rightly depicted by the tiny tots of Toddlers to L.K.G. when they presented a dance performance on the song “I Love my mommy”. The students of U.K.G. to Class II reflected their love and warmth for their mothers by creating beautiful cards.

"Inside each one of us, peace is like a seed in the desert waiting to bloom."

Students of G.D.Goenka Public School learned about the importance of germination by having hands on the process. Later the students enjoyed sprouts salad after two days of germination.

Every tooth in a man’s head is more valuable than a diamond.

In order to spread awareness about dental care amongst students, G. D. Goenka Public School, Mahanagar, held 'Smile! Tooth Day' activity on Friday 05 July'24.

As a guest speaker Pediatric and Preventive dentist Dr.Shubham Shekhar from Roots Dental Care took an engaging session with the students to practice good oral hygiene. He also educated the young learners about the importance of proper brushing techniques and healthy eating habits.



Health Check-Up Camp at GD Goenka Public School, Mahanagar!

On 9th July, GD Goenka Public School, Mahanagar, hosted health check-up camp for its students. This initiative aimed to promote the importance of health and wellness among young learners. Students underwent vision tests and dental check-ups. Expert doctors and healthcare professionals provided valuable insights and tips on maintaining a healthy lifestyle. The camp was a great success, ensuring that our students are in the best of health to excel in their academic and extracurricular activities.



"Nothing can cure the soul but the senses, just as nothing can cure the senses but the soul."

Sensorial activity encourages learning through exploration, curiosity, problem solving and creativity. It helps to build nerve connections in the brain and encourages the development of language and motor skills. On 12th July '24, G. D. Goenka Public School, Mahanagar, conducted various fun filled sensorial activities from exploring different textures and identifying smell, taste and sounds, our little ones immersed themselves in a world of sensory exploration. These hands-on activities are not only fun but also crucial for developing their cognitive and motor skills.

🎉 "Learning is a journey, not a destination, and every step counts!" 🎉



On Monday 15th July, Grade I and II of GD Goenka Public School, Mahanagar, embarked on an exciting field trip to Spencer's Store in Indira Nagar, themed around 'Food'. During school hours, our young learners dived into hands-on educational experience. They learned to identify the date of manufacture and expiry on products, understand the ingredients listed on food labels, and practice keeping items organized in a trolley. At the billing counter, they observed the checkout process and the importance of receipts, while also understanding the proper exit rules of a store. It was a day filled with curiosity, discovery and practical learning.

On 16th July' 24, the students of G.D Goenka Public School visited the plant nursery-Saurabh vatika. The trip proved to be an enriching experience for toddlers to kindergarten students, focusing on hands-on learning and observation of various plants. From the moment we arrived, the children were captivated by the diversity of plants around them, ranging from vibrant flowers to towering trees and fragrant herbs. The teacher explained the basics of plant biology in a simple yet engaging manner, highlighting how plants grow, their different parts, and the crucial role they play in our ecosystem. The interactive nature of the visit allowed the students to touch, smell, and closely examine different plant specimens, enhancing their sensory awareness and understanding...

Dancing in the Rain! 🎉☔



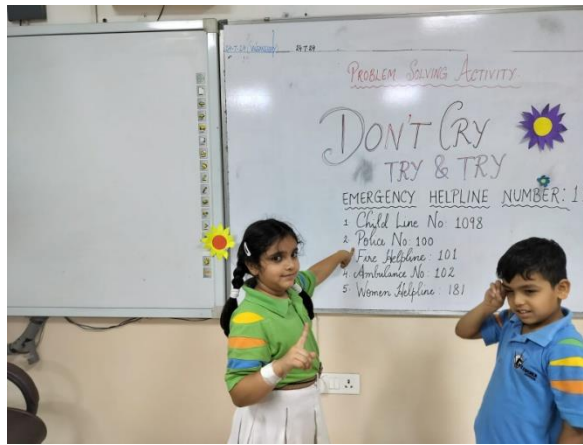
Rain Dance Party at GD Goenka Public School, Mahanagar

On Friday 19th July, the school transformed into a joyous playground as our pre-primary goenkans enjoyed a delightful rain dance party. The little ones danced gleefully under the showers, their laughter and smiles lighting up the rainy day. With vibrant music, fun games and splashes all around, it was a day filled with happiness and unforgettable memories. Our young Goenkans had a blast, creating ripples of joy and fun.

Exciting Day at GD Goenka Public School, Mahanagar!

Problem Solving Activity

On 23rd July, our pre-primary kids had an amazing time engaging in problem-based activities designed to spark their creativity and critical thinking. From solving puzzles to navigating real-life scenarios, our little Goenkans showcased their impressive problem-solving skills and teamwork.



The day was filled with laughter, learning, and lots of "Aha!" moments as the children tackled each challenge with enthusiasm. These activities are not just fun but also help in building essential life skills at an early age.

A counseling session for parents on 'Know your child' by Ms.Neha Tiwari,
Audiologist and Speech and Language Pathologist was held at GDGPS, Mahanagar on Saturday 20 July'24.

The primary objective of the session was to help parents understand their child's behavior, emotions, strengths and areas for improvement, and to provide strategies to support their child's development effectively.

Parents shared their observations and concerns about their child and discussed any differences in behavior or attitude noticed at home versus school.

Ms.NehaTiwari suggested ways to foster a positive and supportive environment and strategies for managing challenging behaviors.

🐾 Roaring for Tigers: A Special Day at GD Goenka Public School, Mahanagar! 🐾



On 29th July, GD Goenka Public School, Mahanagar, celebrated International Tigers Day with our energetic pre-primary kids. The day began with a special assembly filled with exciting activities. Our little ones learned amazing facts about tigers, showcasing their curiosity and enthusiasm. The celebration continued with a delightful dance performance to an animal song, bringing smiles and joy to everyone. To highlight the importance of tiger conservation, the children also performed a heartfelt act on the theme "Save Tigers." It was a day full of learning, fun, and an important message about protecting our majestic tigers! 🐯🐯

"Friendship day Celebration"

Happiness rests in your hands if you have good friends....🐱🐶

Friends are forever...



The pre- primary students of G.D.Goenka Public School (Mahanagar) celebrated Friendship day on 1st August '24 with great enthusiasm and creativity. Students got engaged in making friendship bands, cards and posters for their friends. The exchange of friendship bands and cards fostered a sense of unity and joy among the students. The event aimed to install the values of friendship, teamwork and creativity among young learners. It was a delightful experience for both teachers and students as it brought out the best in each child.

Report on 'Chota Cop' Session

REMEMBER IT JUST, ROAD SAFETY IS A MUST.

An interactive workshop session titled ' Chota Cop ' was conducted at G.D.G.P.S(Mahanagar) to educate the students about traffic rules and road safety on 12th August '24. The session was conducted by Mr.Amir Hasan Kazmi from Anand Motors.

The session aimed at creating awareness among young learners about the significance, understanding and obeying of traffic rules. The basic traffic rules and road signs were explained in detail. Children were encouraged to act as young traffic cops reminding peers and family members to follow traffic rules. The session ended with everyone taking a pledge to follow traffic rules and contribute to the safety and orderliness of society.

GD Goenka Public School celebrated the 78th Independence Day with great patriotism.

The students presented a cultural program which included patriotic songs, dances etc.



The program also featured slogan and poem recitation competition allowing students to express their love for the country.

The celebration instilled a sense of pride and responsibility among students, reminding us all of the value of freedom and the duties we have as citizens of this great nation.

Rakshabandhan Celebration

"YOU AND I ARE BROTHER AND SISTER FOREVER"



The holy festival of Rakshabandhan was celebrated by the students of GD Goenka Public School on 16.8.24.

Students made beautiful rakhis and expressed their love for their siblings. They were made aware of the lovely relationship between brothers and sisters. Girls tied Rakhi on the wrist of boys and boys promised to take care of their sisters.

